

# ANSWER GUIDE

# SUCCESS WORKBOOK 2

Mrs. Farida Saeed



# Unit 1 Articles

Page-5

## Activity 1 A

- |               |               |               |                |              |               |
|---------------|---------------|---------------|----------------|--------------|---------------|
| 1. <b>The</b> | 2. <b>the</b> | 3. <b>a</b>   | 4. <b>The</b>  | 5. <b>an</b> | 6. <b>the</b> |
| 7. <b>an</b>  | 8. <b>An</b>  | 9. <b>the</b> | 10. <b>The</b> | 11. <b>a</b> | 12. <b>A</b>  |

## Activity 1 B

- |               |               |               |                |                |                |
|---------------|---------------|---------------|----------------|----------------|----------------|
| 1. <b>The</b> | 2. <b>The</b> | 3. <b>the</b> | 4. <b>The</b>  | 5. <b>the</b>  | 6. <b>the</b>  |
| 7. <b>The</b> | 8. <b>The</b> | 9. <b>the</b> | 10. <b>the</b> | 11. <b>the</b> | 12. <b>The</b> |

Page-6

## Activity 1 C

Write the names of any five **famous buildings**. (Multiple Answers Possible)  
**Famous Rivers** (Multiple Answers Possible)

Page-7

### Oceans or Seas or Mountain Ranges

- |                    |                     |                      |                       |
|--------------------|---------------------|----------------------|-----------------------|
| 1. The Red Sea     | 2. The Indian Ocean | 3. The Pacific Ocean | 4. The Dead Sea       |
| 5. The Arabian Sea | 6. The Karakoram    | 7. The Himalayas     | 8. The Atlantic Ocean |
| 9. The Rockies     | 10. The Alps        | 11. The Caspian Sea  | 12. The Urals         |

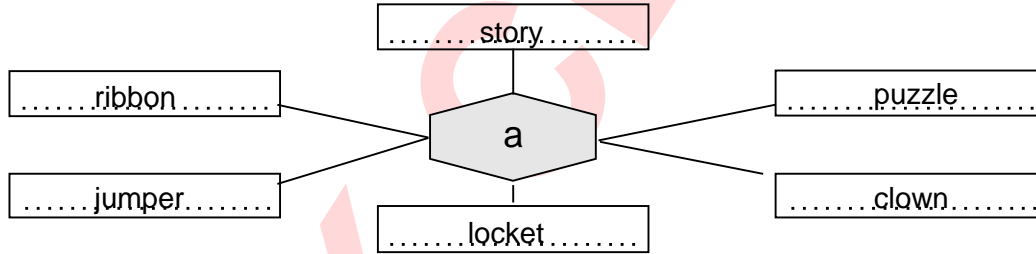
### Unique Things

- |                     |                   |                    |                     |
|---------------------|-------------------|--------------------|---------------------|
| 1. The Solar System | 2. The earth      | 3. The North Pole  | 4. The Sun          |
| 5. The stars        | 6. The South Pole | 7. The moon        | 8. The Holy Quran   |
| 9. The equator      | 10. The sky       | 11. The Holy Bible | 12. The Kha'na Kaba |

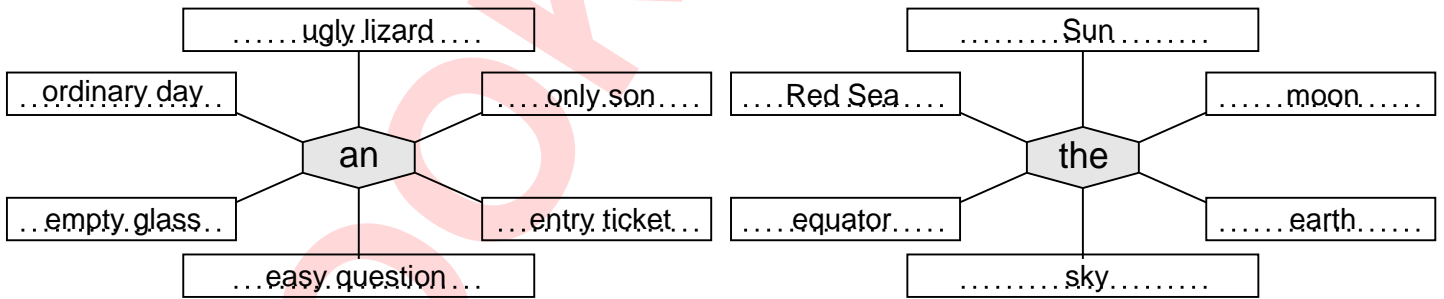
Page-7

## Activity 1 D

Complete the Fun Puzzle.



Page-7



# Unit 2 Singular - Plural

Page-8

## Activity 2 A

For most nouns we add "s". This makes its plural, e.g., book → books

	Singular	Plural		Singular	Plural
1.	roof	<b>roofs</b>	6.	bin	<b>bins</b>
2.	bag	<b>bags</b>	7.	gill	<b>gills</b>
3.	river	<b>rivers</b>	8.	inn	<b>inns</b>
4.	slave	<b>slaves</b>	9.	jar	<b>jars</b>
5.	district	<b>districts</b>	10.	lamp	<b>lamps</b>

**Activity 2 B**

By adding **es** to nouns ending in "**o, ss, sh, ch**", e.g., *glass* → *glasses*

	Singular	Plural		Singular	Plural
1.	tomato	<b>tomatoes</b>	6.	class	<b>classes</b>
2.	potato	<b>potatoes</b>	7.	bush	<b>bushes</b>
3.	echo	<b>echoes</b>	8.	watch	<b>watches</b>
4.	cargo	<b>cargoes</b>	9.	bench	<b>benches</b>
5.	mango	<b>mangoes</b>	10.	match	<b>matches</b>

**Activity 2 C**

For nouns ending in "**f**" or "**fe**", we change the **f** to **v** and add **es**,  
e.g., *shelf* → *shelves*.

	Singular	Plural		Singular	Plural
1.	calf	<b>calves</b>	6.	life	<b>lives</b>
2.	half	<b>halves</b>	7.	loaf	<b>loaves</b>
3.	leaf	<b>leaves</b>	8.	thief	<b>thieves</b>
4.	sheaf	<b>sheaves</b>	9.	wife	<b>wives</b>
5.	knife	<b>knives</b>	10.	wolf	<b>wolves</b>

**Activity 2 D**

For nouns ending in "**y**" we change the "**y**" to "**i**" and add "**es**".  
e.g., *baby* → *babies*.

	Singular	Plural		Singular	Plural
1.	lily	<b>lilies</b>	6.	pantry	<b>pantries</b>
2.	reply	<b>replies</b>	7.	hobby	<b>hobbies</b>
3.	fairy	<b>fairies</b>	8.	cherry	<b>cherries</b>
4.	story	<b>stories</b>	9.	supply	<b>supplies</b>
5.	body	<b>bodies</b>	10.	sentry	<b>sentries</b>

**Activity 2 E**

Change the underlined words to the plural forms and rewrite the sentences.

- Eat fresh loaves.
- Cut the apples in halves.
- The thieves hid in the bushes.
- The wolves ate the lambs.
- Put the books in the shelves.
- The factories made the lorries.
- The puppies followed the boys.
- I find your hobbies interesting.
- The cherries fell from the trees.
- The fielders missed the catches.
- The winds carried away the leaves.
- The girls looked pretty with red shirts.

**Unit 3 The Use of "is", "are", "am"****Activity 3 A**

Use "**is**" to complete these sentences.

- is**
- is**
- is**
- is**
- is**
- is**
- is**
- is**
- is**
- is**
- is**
- is**

**Activity 3 B**

Use "**are**" to complete these sentences.

- are**
- are**
- are**
- are**
- are**
- are**
- are**
- are**
- are**
- are**
- are**
- are**

**Activity 3 C**

Use "**am**" in these sentences.

- I **am** ten years old.
- I **am** quite thin.
- I **am** never naughty.
- I **am** honest to my friends.
- I **am** in bed by 8 o'clock every night.

**Activity 3 D** Use "is", "are" or "am" to complete these sentences.

- |       |       |       |         |         |         |
|-------|-------|-------|---------|---------|---------|
| 1. am | 2. am | 3. is | 4. are  | 5. are  | 6. is   |
| 7. is | 8. is | 9. is | 10. are | 11. are | 12. are |

**Activity 3 E**

Pair these as shown.

	I →	am →	I am
1. We 2. They 3. He 4. She 5. It 6. You	is is are are are is	1. We are 2. You are 3. He is 4. She is 5. It is 6. They are	

## Unit 4 Making Sentences (Two parts of a sentence)

**Activity 4 A**

Join the two parts of these sentences correctly and then write them in the lines given below.

1. The girl's shirt	is a fine lady.
2. My aunt	is quite steep.
3. The road	has a blue flower.
4. Your hedge	is making an omelette.
5. My neighbour	will arrive tomorrow.
6. My mother	needs to be trimmed.
7. The pen	chased the thief.
8. The police dog	belongs to my sister.
9. Binny	have repaired the wall clock.
10. I	plans to visit Pakistan.
11. The two teams	spoil our fun.
12. The rain	are ready for the match.

1. The girl's shirt has a blue flower. 2. My aunt will arrive tomorrow. 3. The road is quite steep. 4. Your hedge needs to be trimmed. 5. My neighbour is a fine lady. 6. My mother is making an omelette. 7. The pen belongs to my sister. 8. The police dog chased the thief. 9. Binny plans to visit Pakistan. 10. I have repaired the wall clock. 11. The two teams are ready for the match. 12. The rain spoil our fun.

**Activity 4 B**

Think and write proper beginnings of the following sentences:

- |                |                |                    |               |               |             |
|----------------|----------------|--------------------|---------------|---------------|-------------|
| 1. The pudding | 2. The inn-boy | 3. We have         | 4. This clock | 5. The lady   | 6. Our team |
| 7. My mother   | 8. Nimo        | 9. The two friends | 10. I         | 11. My nephew |             |

**Activity 4 C** Use these words in sentences. (Multiple Answers Possible)

## Unit 5 Nouns - Proper and Common Nouns

**Activity 5 A**

Join a path between the proper and common nouns as shown below:

1. Germany	restaurant
2. McDonalds	river
3. Indus	desert
4. Alps	country
5. Thar	thing
6. Rado watch	mountain
7. Hasan	lady
8. Mrs Sajid	boy
9. Tom and Jerry	thing
10. Micro Ball Point	cartoon

### Activity 5 B

Use the first five Proper Nouns from the list given above in sentences. (Multiple Answers Possible)

Page-15

### Activity 5 C

Pick up the Proper and Common Nouns from these sentences.

	Proper Nouns	Common Nouns
1. The Collie looked after the sheep.	Collie	sheep
2. He named his pet, Romeo.	Romeo	pet
3. Burbhan is a beautiful place.	Burbhan	place
4. The Blue Whale is the biggest animal.	Blue Whale	animal
5. Nelson fought many wars.	Nelson	wars
6. The Chinese are hard-working people.	Chinese	people
7. The Titanic was a big ship.	Titanic	ship
8. The Lahore Fort attracts many visitors.	Lahore Fort	visitors
9. Lux is the name of a soap.	Lux	soap
10. Jimmy bought the tickets.	Jimmy	tickets
11. He wore a Rolex on his wrist.	Rolex	wrist
12. Sana bought a new cell-phone.	Sana	cell-phone

### Activity 5 D

Complete the table given below with Proper Nouns. (Multiple Answers Possible)

## Unit 6 Collective Nouns

Page-16

### Activity 6 B

Write a suitable noun with each **collective noun**.

- |                         |                            |                            |
|-------------------------|----------------------------|----------------------------|
| 1. A pack of dogs       | 2. A flock of birds        | 3. A bunch of cherries     |
| A pack of <b>wolves</b> | A flock of <b>sheep</b>    | A bunch of <b>keys</b>     |
| 4. A herd of elephants  | 5. A litter of puppies     | 6. A bunch of flowers      |
| A herd of <b>hippos</b> | A litter of <b>kittens</b> | A bunch of <b>fools</b>    |
| 7. A swarm of flies     | 8. A fleet of buses        | 9. An army of ants         |
| A swarm of <b>bees</b>  | A fleet of <b>cars</b>     | An army of <b>soldiers</b> |
| 10. A pair of parrots   |                            |                            |
| A pair of <b>shoes</b>  |                            |                            |

### Activity 6 C

Complete these sentences with a **collective noun**.

- |                |                 |                 |                 |                   |                  |
|----------------|-----------------|-----------------|-----------------|-------------------|------------------|
| 1. <b>pack</b> | 2. <b>pair</b>  | 3. <b>swarm</b> | 4. <b>Pride</b> | 5. <b>bunch</b>   | 6. <b>litter</b> |
| 7. <b>herd</b> | 8. <b>fleet</b> | 9. <b>herd</b>  | 10. <b>army</b> | 11. <b>packet</b> | 12. <b>bunch</b> |

Page-17

## Unit 7 Verbs — Helping Verbs

Page-18

### Activity 7 A

- |        |          |         |         |         |         |         |        |
|--------|----------|---------|---------|---------|---------|---------|--------|
| 1. is  | 2. are   | 3. is   | 4. are  | 5. was  | 6. are  | 7. has  | 8. has |
| 9. has | 10. have | 11. had | 12. did | 13. did | 14. can | 15. can | 16. am |

Page-19

### Activity 7 B

- |         |         |          |        |         |          |          |       |
|---------|---------|----------|--------|---------|----------|----------|-------|
| 1. Do   | 2. Does | 3. Does  | 4. Do  | 5. Does | 6. do    | 7. does  | 8. do |
| 9. Does | 10. Do  | 11. does | 12. do | 13. do  | 14. does | 15. does |       |

**Activity 7 C**

Rewrite the sentences of Activity 7 B using "did" instead of "do" or "does".

- |                |                |                |                |                |
|----------------|----------------|----------------|----------------|----------------|
| 1. <b>Did</b>  | 2. <b>Did</b>  | 3. <b>Did</b>  | 4. <b>Did</b>  | 5. <b>did</b>  |
| 6. <b>did</b>  | 7. <b>did</b>  | 8. <b>Did</b>  | 9. <b>Did</b>  | 10. <b>Did</b> |
| 11. <b>did</b> | 12. <b>did</b> | 13. <b>did</b> | 14. <b>did</b> | 15. <b>did</b> |

**Unit 8 Tenses I — Present Tense**

**Activity 8 A**

Use a verb in the present tense from the verb-box to complete these sentences.

- |                 |                 |                 |                   |                  |                  |
|-----------------|-----------------|-----------------|-------------------|------------------|------------------|
| 1. <b>asks</b>  | 2. <b>helps</b> | 3. <b>like</b>  | 4. <b>obeys</b>   | 5. <b>hunt</b>   | 6. <b>drives</b> |
| 7. <b>takes</b> | 8. <b>open</b>  | 9. <b>close</b> | 10. <b>skates</b> | 11. <b>stops</b> | 12. <b>wags</b>  |

**Activity 8 B**

Choose the Present Tense to fill in the blanks:

- |                  |                 |                 |                  |                     |                     |
|------------------|-----------------|-----------------|------------------|---------------------|---------------------|
| 1. <b>Finish</b> | 2. <b>sing</b>  | 3. <b>cries</b> | 4. <b>shines</b> | 5. <b>describes</b> | 6. <b>show</b>      |
| 7. <b>Listen</b> | 8. <b>fight</b> | 9. <b>cheer</b> | 10. <b>irons</b> | 11. <b>limps</b>    | 12. <b>promises</b> |

**Activity 8 C**

Write the **Present Tense** of these verbs.

- | Past Tense | Present Tense | Past Tense  | Present Tense | Past Tense | Present Tense |
|------------|---------------|-------------|---------------|------------|---------------|
| 1. came    | <b>come</b>   | 6. kicked   | <b>kick</b>   | 11. bought | <b>buy</b>    |
| 2. wrote   | <b>write</b>  | 7. listened | <b>listen</b> | 12. spoke  | <b>speak</b>  |
| 3. flew    | <b>fly</b>    | 8. limped   | <b>limp</b>   | 13. blew   | <b>blow</b>   |
| 4. looked  | <b>look</b>   | 9. landed   | <b>land</b>   | 14. caught | <b>catch</b>  |
| 5. baked   | <b>bake</b>   | 10. grew    | <b>grow</b>   | 15. got    | <b>get</b>    |

**Unit 9 Tenses II — Past Tense**

**Activity 9 A**

Match the Present and Past Tense of each verb. Then write it as shown.

Past Tense	Present Tense	Correct Present Tense
1. woke	ring	1. wake
2. rung	keep	2. ring
3. kept	wake	3. keep
4. wept	throw	4. weep
5. threw	think	5. throw
6. taught	weep	6. teach
7. brought	buy	7. bring
8. bought	teach	8. buy
9. sold	bring	9. sell
10. held	find	10. hold
11. found	sell	11. find
12. thought	grow	12. think
13. sank	hold	13. sink
14. grew	sink	14. grow

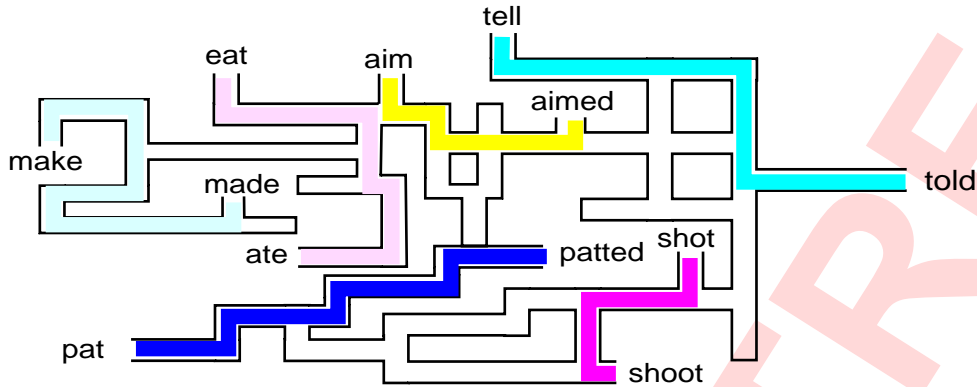
**Activity 9 B**

Rewrite these sentences so that they are in the past tense.

- |            |            |           |            |              |            |
|------------|------------|-----------|------------|--------------|------------|
| 1. spoke   | 2. walked  | 3. jumped | 4. had     | 5. completed | 6. cleaned |
| 7. enjoyed | 8. shouted | 9. heard  | 10. locked | 11. kept     | 12. sent   |

**BOOK CENTRE**  
 49-The Mall,  
 Shahr-e-Quaid-e-Azam,  
 Lahore-Pakistan  
 Ph: 92-42-37237503, 37237520  
 www.bookcentre.pk email: info@bookcentre.pk

Activity 9 C



Activity 9 D

Use these words in sentences of your own. (Multiple Answers Possible)

Activity 9 E

1. hurt      2. hit      3. caught      4. missed      5. stood

Unit 10 Doing Words or Verbs The Present Continuous Tense

Activity 10 A

1. is dripping      2. is sipping      3. is reading      4. are floating  
 5. is biting      6. are sailing      7. are swimming      8. am feeding  
 9. are diving      10. are flooding      11. are sharing      12. is eating

Activity 10 B

1. are staying      2. are sailing      3. are repairing      4. is patting  
 5. are crawling      6. is jumping      7. is baking      8. is guarding  
 9. is planting      10. is celebrating      11. are waving      12. is standing  
 13. are pitching      14. are studying      15. are camping

Unit 11 Adjectives

Activity 11 A

- |             |               |              |                 |
|-------------|---------------|--------------|-----------------|
| 1. A cold   | <b>day</b>    | 2. A sharp   | <b>needle</b>   |
| 3. A strong | <b>wind</b>   | 4. A chilly  | <b>morning</b>  |
| 5. A busy   | <b>street</b> | 6. An empty  | <b>room</b>     |
| 7. A small  | <b>seed</b>   | 8. An untidy | <b>cupboard</b> |
| 9. A shady  | <b>tree</b>   | 10. A clever | <b>fox</b>      |

Activity 11 B

Write five suitable adjectives for each of the given nouns. (Multiple Answers Possible)

Activity 11 C

	Adjective	Opposite adjective	Adjective	Opposite adjective
1.	big	small	2. easy	difficult
3.	narrow	wide	4. dirty	clean
5.	wet	dry	6. ugly	beautiful
7.	fast	slow	8. thin	fat
9.	long	short	10. strong	weak
11.	bright	dull	12. honest	dishonest
13.	harmful	harmless	14. careless	careful

Activity 11 D

1. sad      2. happy      3. angry      4. thoughtful      5. greedy  
 6. sweet      7. messy      8. first      9. last      10. lost

## Unit 12 Pronouns

Page-29

### Activity 12 A

Use one of these pronouns to complete the story given below: she her he their they you your  
Mrs. Sajid loves gardening. **She** has a beautiful garden. **Her** three sons often help in arranging the flower pots and weeding the flower beds. Zaeem does the mowing. As **he** is strong, **he** easily lifts the heavier flower pots. **Her** eldest son, Binny and youngest Zair, pooled **their** money and bought **their** mother pretty looking bird-feeders. Now **they** enjoy watching colourful birds visiting **their** garden. Would **you** like to watch birds visiting **your** garden?

### Activity 12 B

- |             |           |         |           |           |          |
|-------------|-----------|---------|-----------|-----------|----------|
| 1. his, his | 2. he     | 3. you  | 4. My, me | 5. We     | 6. Their |
| 7. your     | 8. My, my | 9. They | 10. her   | 11. Their | 12. we   |

Page-30

### Activity 12 C

- |          |        |          |            |         |
|----------|--------|----------|------------|---------|
| 1. Their | 2. His | 3. Her   | 4. His/Her | 5. His  |
| 6. Her   | 7. His | 8. Their | 9. His     | 10. Her |

## Unit 13 Conjunctions - (Joining Words)

Page-31

### Activity 13 A

- |        |        |         |         |         |             |            |         |
|--------|--------|---------|---------|---------|-------------|------------|---------|
| 1. and | 2. or  | 3. and  | 4. and  | 5. if   | 6. so       | 7. because |         |
| 8. and | 9. but | 10. and | 11. but | 12. but | 13. because | 14. and    | 15. and |

Page-32

### Activity 13 B

Match these sentences correctly and rewrite them in the lines below.

- |                                |   |                                   |
|--------------------------------|---|-----------------------------------|
| 1. If you do not hurry         | → | and watch the rising sun.         |
| 2. Get up early                | → | or Monday?                        |
| 3. How can you study           | → | if you step on its tail.          |
| 4. Will you arrive on Sunday   | → | you will miss the train.          |
| 5. The dog may bite you        | → | if the T.V is on?                 |
| 6. The pan cakes are ready     | → | or punished?                      |
| 7. Will he be fined            | → | so he went out fishing.           |
| 8. It was Sunday               | → | because the class had done badly. |
| 9. The teacher was upset       | → | so he gave it to Riaz.            |
| 10. Wajid did not like the dog | → | but we'll eat them later.         |

1. If you do not hurry you will miss the train. 2. Get up early and watch the rising sun. 3. How can you study if the T.V is on? 4. Will you arrive on Sunday or Monday? 5. The dog may bite you if you step on its tail. 6. The pan cakes are ready but we'll eat them later. 7. Will he be fined or punished? 8. It was Sunday so he went out fishing. 9. The teacher was upset because the class had done badly. 10. Wajid did not like the dog so he gave it to Riaz.

### Activity 13 C

Use these conjunctions in sentences. (Multiple Answers Possible)

## Unit 14 Alphabetical Order

Page-33

### Activity 14 A

Arrange these words in alphabetical order.

- |             |               |                |             |             |           |           |           |
|-------------|---------------|----------------|-------------|-------------|-----------|-----------|-----------|
| • 1. desire | 2. eagerness  | 3. harness     | 4. keenness | • 1. goose  | 2. mouse  | 3. supply | 4. wisdom |
| • 1. aster  | 2. betterment | 3. development | 4. learner  | • 1. camper | 2. devote | 3. diary  | 4. tailor |
| • 1. bamboo | 2. chimney    | 3. piano       | 4. volcano  |             |           |           |           |

### Activity 14 B

Arrange your own words here in alphabetical order. (Multiple Answers Possible)



## Unit 15 Punctuation - A Comma and an Apostrophe

Page-34

### Activity 15 A

1. Yes, you may play outside. 2. His uncle said, "We must understand each other". 3. Reena, the girl next-door, is quite jovial. 4. Please, wait here. 5. Sit down, please. 6. Yes, Dad is at home. 7. Nina, wake up. 8. Veena, the new maid, doesn't cook well. 9. She said, "Thank you". 10. Watching her children play, was Gee's greatest joy. 11. O, I've lost my favourite pen. 12. Well, that's good for you. 13. I'd like to see a movie, but I don't have any money. 14. Some animals like whales, dolphins, seals and otters live in water. 15. Kings and queens, lords and ladies, dukes and duchesses live in special houses.

### Activity 15 B

- |                      |                     |                       |                       |
|----------------------|---------------------|-----------------------|-----------------------|
| 1. a pelican's beak  | 2. Tina's bicycle   | 3. a child's tricycle | 4. my brother's shirt |
| 5. a queen's palace  | 6. a duke's castle  | 7. a bear's den       | 8. a doctor's clinic  |
| 9. a rhino's horn    | 10. a boy's honesty | 11. a man's courage   | 12. Nina's toys       |
| 13. a woman's beauty | 14. a girl's tears  | 15. Ali's mother      |                       |

Page-35

### Activity 15 C

- |                |   |              |             |   |          |
|----------------|---|--------------|-------------|---|----------|
| 1. I'll        | → | I will       | 10. they're | → | they are |
| 2. I can't     | → | I cannot     | 11. I've    | → | I have   |
| 3. I won't     | → | I would not  | 12. you've  | → | you have |
| 4. I shan't    | → | I shall not  | 13. let's   | → | let us   |
| 5. I couldn't  | → | I could not  | 14. can't   | → | cannot   |
| 6. I wouldn't  | → | I would not  | 15. don't   | → | do not   |
| 7. I shouldn't | → | I should not | 16. isn't   | → | is not   |
| 8. you're      | → | you are      | 17. wasn't  | → | was not  |
| 9. we're       | → | we are       | 18. weren't | → | were not |

Page-36

### Activity 15 D

- |            |             |               |              |           |
|------------|-------------|---------------|--------------|-----------|
| 1. You are | 2. They are | 3. Do not     | 4. could not | 5. do not |
| 6. Do not  | 7. Is not   | 8. should not | 9. It is     | 10. I am  |
| 11. He is  | 12. Let us  | 13. They are  | 14. are not  | 15. It is |

## Unit 16 The Use of "have", "has"

Page-37

### Activity 16 A

- I **have** many friends.
- We **have** just heard the news.
- You **have** scored two goals.
- They **have** run a mile.

II. A list of the pronouns that go with "have". (Multiple Answers Possible).

- I .....
- We .....
- You .....
- They .....

### Activity 16 B

- She **has** the key.
- He **has** a twin brother.
- It **has** too much salt in it.

II. A list of the pronouns that go with "has". (Multiple Answers Possible).

- He .....
- She .....
- It .....

### Activity 16 C

- |         |        |         |         |         |
|---------|--------|---------|---------|---------|
| 1. have | 2. has | 3. has  | 4. have | 5. has  |
| 6. has  | 7. has | 8. have | 9. has  | 10. Has |

## Unit 17 Prepositions

Page-38

### Activity 17 A

- |           |          |         |         |               |
|-----------|----------|---------|---------|---------------|
| 1. behind | 2. under | 3. over | 4. at   | 5. up         |
| 6. on     | 7. on    | 8. of   | 9. down | 10. in, after |

**Activity 17 B**

Circle the **prepositions**.

- |   |  |
|---|--|
| 1. The work was done <u>in</u> haste.     | 6. The house is <u>for</u> sale.             |
| 2. He was sorry <u>for</u> his remarks.   | 7. She hid <u>under</u> the bed.             |
| 3. He gets up <u>at</u> five daily.       | 8. They sat <u>on</u> a bench.               |
| 4. The dog barked <u>at</u> the stranger. | 9. The policeman ran <u>after</u> the thief. |
| 5. Look <u>at</u> the moon.               | 10. We walked <u>along</u> the river.        |

**Activity 17 C**

- |       |         |         |        |        |        |
|-------|---------|---------|--------|--------|--------|
| 1. to | 2. to   | 3. than | 4. to  | 5. for | 6. of  |
| 7. to | 8. with | 9. with | 10. of | 11. in | 12. on |

**Activity 17 D**

Use these **prepositions** in sentences. **(Multiple Answers Possible)**

**Unit 18 The Use of “was”, “were”**

**Activity 18 A**

- |         |        |         |          |         |          |
|---------|--------|---------|----------|---------|----------|
| 1. was  | 2. was | 3. was  | 4. was   | 5. were | 6. were  |
| 7. were | 8. was | 9. were | 10. were | 11. was | 12. were |

**Activity 18 B**

- |         |         |         |         |          |
|---------|---------|---------|---------|----------|
| 1. were | 2. was  | 3. were | 4. was  | 5. was   |
| 6. was  | 7. were | 8. was  | 9. were | 10. were |

**Unit 19 The Past Continuous Tense**

**Activity 19 A**

- |        |        |         |        |         |
|--------|--------|---------|--------|---------|
| 1. was | 2. was | 3. was  | 4. was | 5. was  |
| 6. was | 7. was | 8. were | 9. was | 10. was |

**Activity 19 B**

- | Sentences                         | Correct Endings                |
|-----------------------------------|--------------------------------|
| 1. They were walking home         | → when her friend walked in.   |
| 2. I was sleeping                 | → when the teacher walked out. |
| 3. They were making a noise       | → when they saw him.           |
| 4. The two brothers were laughing | → when the wind storm started. |
| 5. Anila was watching a movie     | → when the rain started.       |

**Activity 19 B**

- They were walking home when the rain started.
- I was sleeping when the wind storm started.
- They were making a noise when the teacher walked out.
- The two brothers were laughing when they saw him.
- Anila was watching a movie when her friend walked in.



**Activity 19 C**

Answer these questions. **(Multiple Answers Possible)**

Use these **verbs** in sentences of your own. **(Multiple Answers Possible)**

BOOK CENTRE  
493 The Mall,  
Shahrah-e-Quaid-e-Azam,  
Lahore-Pakistan  
Ph: 92-42-37237503, 37237520  
www.bookcentre.pk email: info@bookcentre.pk

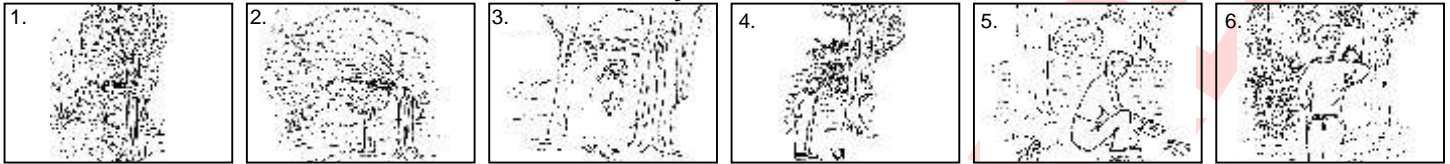
## Unit 20 Creative Writing - I

Page-44

### Activity 20A

Look at the pictures carefully and write your story about it. *(Multiple Answers Possible)*

#### "A Boy's Pet Bird"



Write your story using the following words:

A tree with a nest ..... strong winds ..... nestling falls down ..... a boy takes it home ..... makes it his pet .....


## Unit 21 Creative Writing - II

Page-45

### Activity 21A

Look at the pictures carefully and write your story about it. *(Multiple Answers Possible)*

#### "The Cap-seller And The Monkey"



Write your story using the following words:

Tired cap-seller ..... rested under a shady tree, monkeys stole his caps jumped from branch to branch ..... cap-seller found out that his caps had vanished ..... saw the monkeys ..... thought of a trick and .....

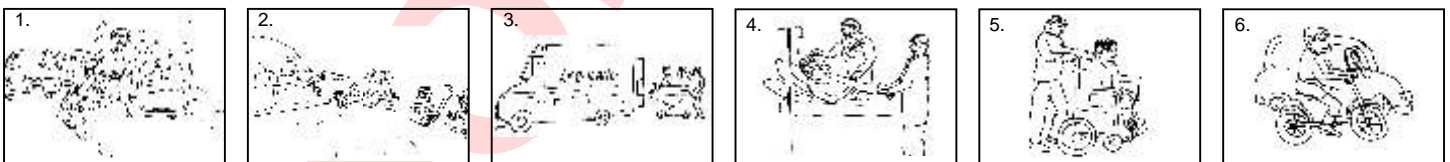
## Unit 22 Creative Writing - III

Page-46

### Activity 22A

Look at the pictures carefully and write a few sentences about the accident shown here.

*(Multiple Answers Possible)*



## Unit 23 Opposites

Page-47

### Activity 23A

Add "un" before the words to make their opposites.

Words	Opposites	Words	Opposites	Words	Opposites	Words	Opposites
1. kind	<b>unkind</b>	6. dress	<b>undress</b>	3. well	<b>unwell</b>	8. skilled	<b>unskilled</b>
2. hurt	<b>unhurt</b>	7. clear	<b>unclear</b>	4. sure	<b>unsure</b>	9. happy	<b>unhappy</b>
5. easy	<b>uneasy</b>	10. pleasant	<b>unpleasant</b>				

**Activity 23 B**

Add "**dis**" before the words to make their opposites.

Words	Opposites	Words	Opposites	Words	Opposites	Words	Opposites
1. like	<b>dislike</b>	6. appear	<b>disappear</b>	3. loyal	<b>disloyal</b>	8. honest	<b>dishonest</b>
2. able	<b>disable</b>	7. lodge	<b>dislodge</b>	4. allow	<b>disallow</b>	9. inform	<b>disinform</b>
5. agree	<b>disagree</b>	10. approve	<b>disapprove</b>				

**Activity 23 C**

Add "**in**" before the words to make their opposites.

Words	Opposites	Words	Opposites	Words	Opposites	Words	Opposites
1. output	<b>input</b>	6. secure	<b>insecure</b>	3. outdoors	<b>indoors</b>	8. sufficient	<b>insufficient</b>
2. outside	<b>inside</b>	7. tolerant	<b>intolerant</b>	4. valid	<b>invalid</b>	9. adequate	<b>inadequate</b>
5. visible	<b>invisible</b>	10. complete	<b>incomplete</b>				

**Activity 23 D**

Use one opposite from Activity 23A, 23B or 23C to complete these sentences.

1. <b>dishonest, disloyal</b>	2. <b>unhurt</b>	3. <b>unkind</b>	4. <b>inside</b>	5. <b>disappeared</b>
6. <b>disagree</b>	7. <b>dislike</b>	8. <b>incomplete</b>	9. <b>insufficient</b>	10. <b>uneasy</b>

**Unit 24 Confusing Words "to", "too" or "two"****Activity 24 A**

1. <b>to</b>	2. <b>too, to</b>	3. <b>too, to</b>	4. <b>to, to</b>	5. <b>to, two</b>	6. <b>two</b>
7. <b>too, to</b>	8. <b>too, to</b>	9. <b>two, to</b>	10. <b>two, too, to</b>	11. <b>two, too, to</b>	12. <b>two, too, to</b>

**Unit 25 More About Doing Words The Present Continuous Tense****Activity 25 A**

Use these verbs in sentences of your own so that they are in the **Present Continuous Tense**.

(Multiple Answers Possible)

go feel speed carry teach smile come taste travel quarrel

**Activity 25 B**

Change the sentences you have made into the **Past Continuous Tense**. (Multiple Answers Possible)

**Unit 26 Homonyms Same Sound - Different Meanings****Activity 26 A**

Use these **homonyms** in sentences of your own. (Multiple Answers Possible)

**Activity 26 B**

1. <b>hear</b>	2. <b>know</b>	3. <b>Whole</b>	4. <b>hole</b>	5. <b>right</b>
6. <b>bear</b>	7. <b>storey</b>	8. <b>bear</b>	9. <b>piece</b>	10. <b>Grown</b>

**Activity 26 C**

1. <b>plain</b>	2. <b>waste</b>	3. <b>four</b>	4. <b>arms</b>	5. <b>ice</b>	6. <b>ate</b>
<b>plane</b>	<b>waist</b>	<b>fore</b>	<b>alms</b>	<b>eyes</b>	<b>eight</b>

**BOOK CENTRE**

49-The Mall,  
Shahrah-e-Quaid-e-Azam,  
Lahore-Pakistan

Ph: 92-42-37237503, 37237520

www.bookcentre.pk email: info@bookcentre.pk



## Unit 27 Genders

Page-53

### Activity 27 A

Match the masculine and feminine nouns (genders) as shown below:

	Masculine	Feminine	Genders
1.	fox	doe	fox - vixen
2.	lion	goose	lion - lioness
3.	buck	salesgirl	buck - doe
4.	gander	mare	gander - goose
5.	stallion	lioness	stallion - mare
6.	drake	cow	drake - duck
7.	bull	duck	bull - cow
8.	salesman	sister-in-law	salesman - salesgirl
9.	brother-in-law	mother-in-law	brother-in-law - sister-in-law
10.	father-in-law	vixen	father-in-law - mother-in-law

### Activity 27 B

Make sentences using the following gender. (Multiple Answers Possible)

## Unit 28 Where They Live

Page-54

### Activity 28 A

Lead these animals to their homes and write the name of each home on the line below:

1.	dog	2.	rabbit	3.	bear	4.	pet fish	5.	bees
	<u>kennel</u>		<u>hutch</u>		<u>den</u>		<u>aquarium</u>		<u>hive</u>
6.	horse	7.	bird	8.	hen	9.	oyster	10.	cow
	<u>stable</u>		<u>nest</u>		<u>pen / coop</u>		<u>shell</u>		<u>shed, barn</u>

## Unit 29 Sounds of Animals, Birds and Things

Page-55

### Activity 29 A

Choose the correct sound for each from the word bank and write it on the line.

1.	ducks	quack	9.	cats	mew	16.	bees	buzz
2.	elephants	trumpet	10.	coins	jingle	17.	fire	crackles
3.	clouds	thunder	11.	plates	clatter	18.	doors	creak
4.	bells	tinkle	12.	girls	chatter	19.	wind	howls
5.	rain	patters	13.	time	ticks	20.	stream	murmurs
6.	lambs	bleat	14.	breeze	whispers	21.	cars	screech
7.	a silk dress	rustles	15.	snakes	hiss	22.	kababs	sizzle
8.	horses	neigh						

## Unit 30 Fun With Words

Page-56

### Activity 30 A

Make **new words** :

1.	tooth	→	spoon	toothpaste
2.	tea	→	castle	tea leaves
3.	table	→	storm	table spoon
4.	sand	→	leaves	sand castle
5.	sea	→	man	sea-shells
6.	watch	→	room	watch man
7.	bed	→	brush	bedroom
8.	hair	→	paste	hairbrush
9.	cup	→	shells	cupboard
10.	dust	→	board	dust storm

### Activity 30 B

Use any five **compound words** that you have made above in sentences of your own. (M.A.P.)

